10,000+ Results for "civil engineer e

LIST OF CONTENT

- G+1 Residential Villa Project
- G+11 Residential Building Project
- G+2 Hospital Building Project
- Co-ordination
- Collaboration & Documentation
- Revit Add-ins
- Clash Detection
- Point Cloud Modelling
- Surface Modelling in Civil-3d
- Tekla Structures
- Dynamo

10,000+ Results for "civil engineer e

G+1 RESIDENTIAL VILLA

This structural model was created using Autodesk Revit as part of my BIM learning and academic practice. The model demonstrates the placement and coordination of structural elements, including columns, beams, slabs, and foundations, while maintaining an organised and accurate 3D model.

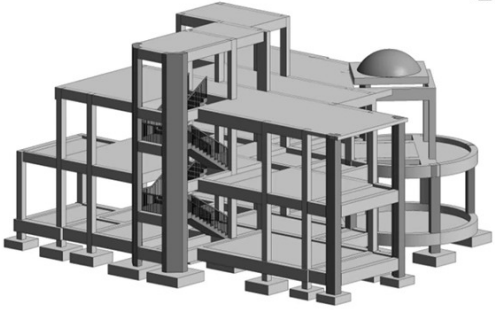

10,000+ Results for "civil engineer e

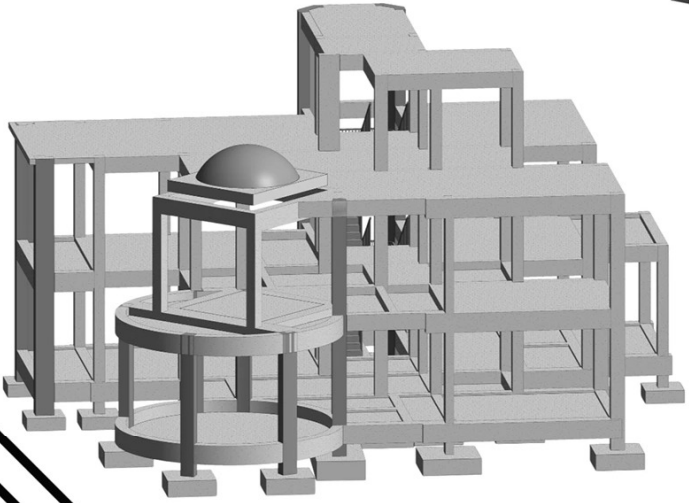

Project : G+2 Residential Villa
Software : Autodesk Revit
Discipline : Structural
Level of Development : LOD 300

Scope of Work:

- Structural framing and columns
- Floor slabs
- Foundation elements
- 3D structural modelling and coordination

FOUNDATION PLAN

10,000+ Results for "civil engineer e

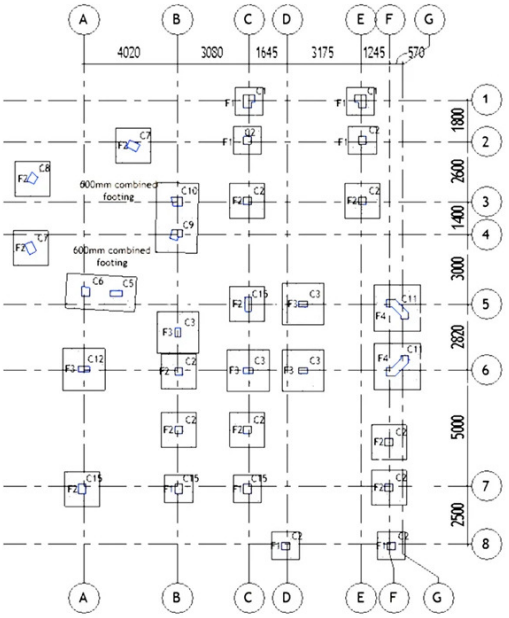
A
B
C
D
E
F
G
4020
3080
1645
3175
1245
570
1
2
3
4
5
6
7
8
1800
2600
1400
3000
2820
5000
2500
600mm combined footing
600mm combined footing
F1
F2
F3
F4
C1
C2
C3
C5
C6
C7
C8
C9
C10
C11
C12
C15

Foundation layout

Foundation Schedule

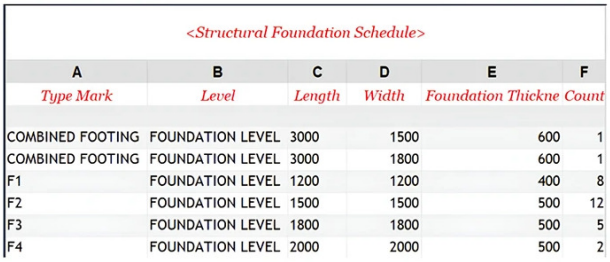

<Structural Foundation Schedule>

A	B	C	D	E	F
Type Mark	Level	Length	Width	Foundation Thickne	Count
COMBINED FOOTING	FOUNDATION LEVEL	3000	1500	600	1
COMBINED FOOTING	FOUNDATION LEVEL	3000	1800	600	1
F1	FOUNDATION LEVEL	1200	1200	400	8
F2	FOUNDATION LEVEL	1500	1500	500	12
F3	FOUNDATION LEVEL	1800	1800	500	5
F4	FOUNDATION LEVEL	2000	2000	500	2

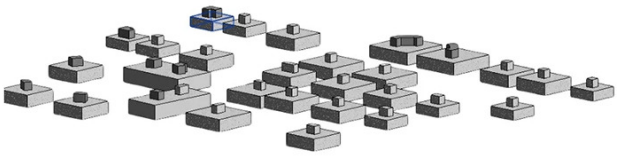

isometric view of Foundation

10,000+ Results for "civil engineer e

COLUMN LAYOUT

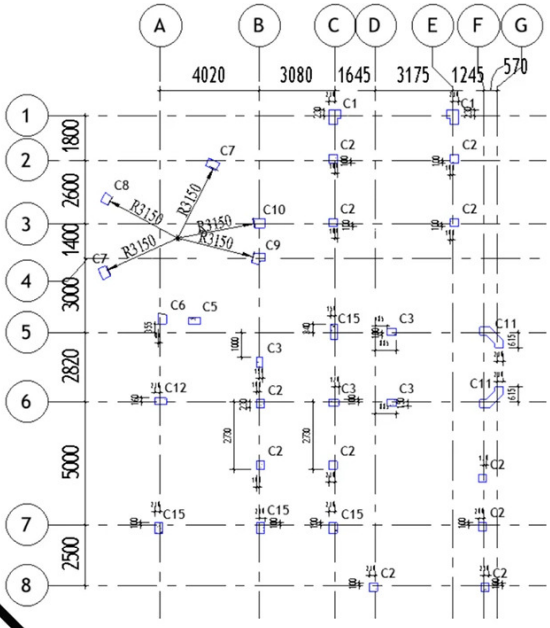
A
B
C
D
E
F
G
4020
3080
1645
3175
1245
570
1
2
3
4
5
6
7
8
1800
2600
1400
3000
2820
5000
2500
C1
C2
C3
C5
C6
C7
C8
C9
C10
C11
C12
C15
R3150
R3150
R3150
R3150
R3150

Column layout

Column Schedule

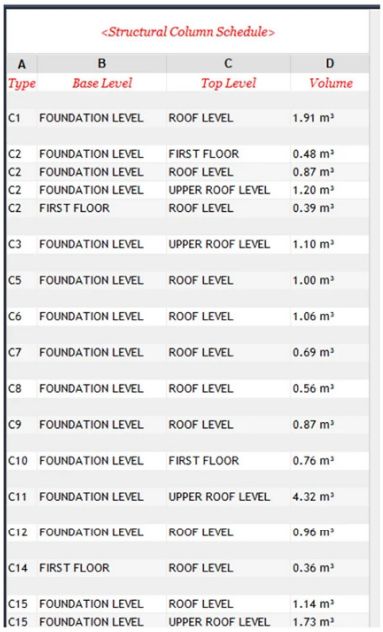

<Structural Column Schedule>

A	B	C	D
Type	Base Level	Top Level	Volume
C1	FOUNDATION LEVEL	ROOF LEVEL	1.91 m³
C2	FOUNDATION LEVEL	FIRST FLOOR	0.48 m³
C2	FOUNDATION LEVEL	ROOF LEVEL	0.87 m³
C2	FOUNDATION LEVEL	UPPER ROOF LEVEL	1.20 m³
C2	FIRST FLOOR	ROOF LEVEL	0.39 m³
C3	FOUNDATION LEVEL	UPPER ROOF LEVEL	1.10 m³
C5	FOUNDATION LEVEL	ROOF LEVEL	1.00 m³
C6	FOUNDATION LEVEL	ROOF LEVEL	1.06 m³
C7	FOUNDATION LEVEL	ROOF LEVEL	0.69 m³
C8	FOUNDATION LEVEL	ROOF LEVEL	0.56 m³
C9	FOUNDATION LEVEL	ROOF LEVEL	0.87 m³
C10	FOUNDATION LEVEL	FIRST FLOOR	0.76 m³
C11	FOUNDATION LEVEL	UPPER ROOF LEVEL	4.32 m³
C12	FOUNDATION LEVEL	ROOF LEVEL	0.96 m³
C14	FIRST FLOOR	ROOF LEVEL	0.36 m³
C15	FOUNDATION LEVEL	ROOF LEVEL	1.14 m³
C15	FOUNDATION LEVEL	UPPER ROOF LEVEL	1.73 m³

10,000+ Results for "civil engineer e

STRUCTURAL FLOOR PLAN

A
B
C
D
E
F
G
A
B
C
D
E
F
G

10,000+ Results for "civil engineer

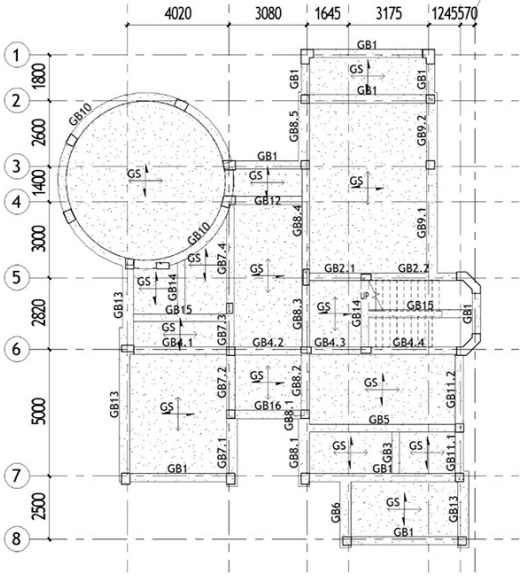
4020
3080
1645
3175
1245
570
1800
2600
1400
3000
2820
5000
2500
1
2
3
4
5
6
7
8
GB1
GB10
GB12
GB13
GB14
GB15
GB16
GB2.1
GB2.2
GB4.1
GB4.2
GB4.3
GB4.4
GB5
GB6
GB3
GB8.5
GB8.4
GB8.3
GB8.2
GB8.1
GB9.2
GB9.1
GB7.4
GB7.3
GB7.2
GB7.1
GB11.2
GB11.1
GS

Ground floor Structural plan

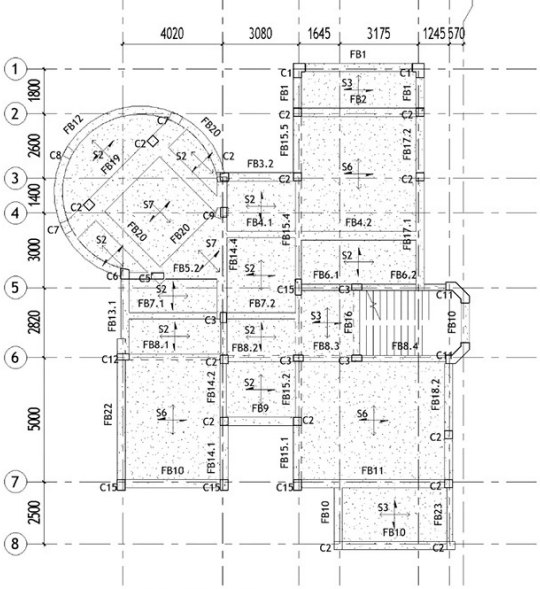
4020
3080
1645
3175
1245
570
1800
2600
1400
3000
2820
5000
2500
1
2
3
4
5
6
7
8
FB1
FB2
FB3.2
FB4.1
FB4.2
FB5.2
FB6.1
FB6.2
FB7.1
FB7.2
FB8.1
FB8.21
FB8.3
FB8.4
FB9
FB10
FB11
FB12
FB13.1
FB14.1
FB14.2
FB14.4
FB15.1
FB15.2
FB15.4
FB15.5
FB16
FB17.1
FB17.2
FB18.2
FB19
FB20
FB22
FB23
S2
S3
S6
S7
C1
C2
C3
C6
C7
C8
C9
C11
C12
C15

First floor Structural plan

10,000+ Results for "civil engineer

STRUCTURAL FLOOR PLAN

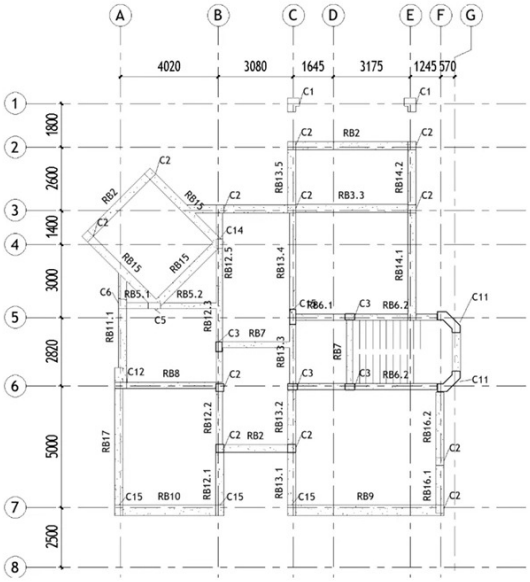
A
B
C
D
E
F
G
4020
3080
1645
3175
1245
570
1800
2600
1400
3000
2820
5000
2500
1
2
3
4
5
6
7
8
C1
C2
C3
C5
C6
C11
C12
C14
C15
RB2
RB3.3
RB5.1
RB5.2
RB6.1
RB6.2
RB7
RB8
RB9
RB10
RB11.1
RB12.1
RB12.2
RB12.3
RB12.5
RB13.1
RB13.2
RB13.3
RB13.4
RB13.5
RB14.1
RB14.2
RB15
RB16.1
RB16.2
RB17

Roof Structural plan

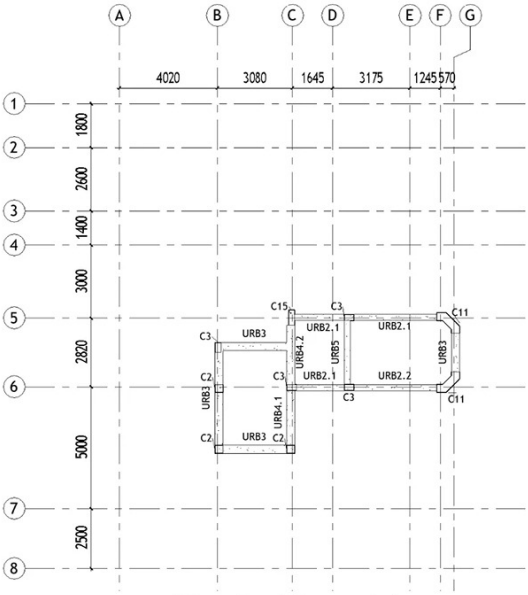
A
B
C
D
E
F
G
4020
3080
1645
3175
1245
570
1800
2600
1400
3000
2820
5000
2500
1
2
3
4
5
6
7
8
C2
C3
C11
C15
URB2.1
URB2.2
URB3
URB4.1
URB4.2
URB5

Upper Roof Structural plan

10,000+ Results for "civil engineer

ELEVATION VIEWS

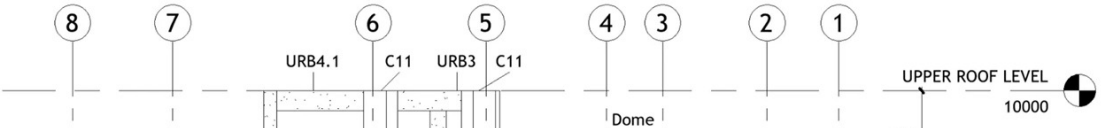
8
7
6
5
4
3
2
1
URB4.1
C11
URB3
C11
UPPER ROOF LEVEL
10000
Dome

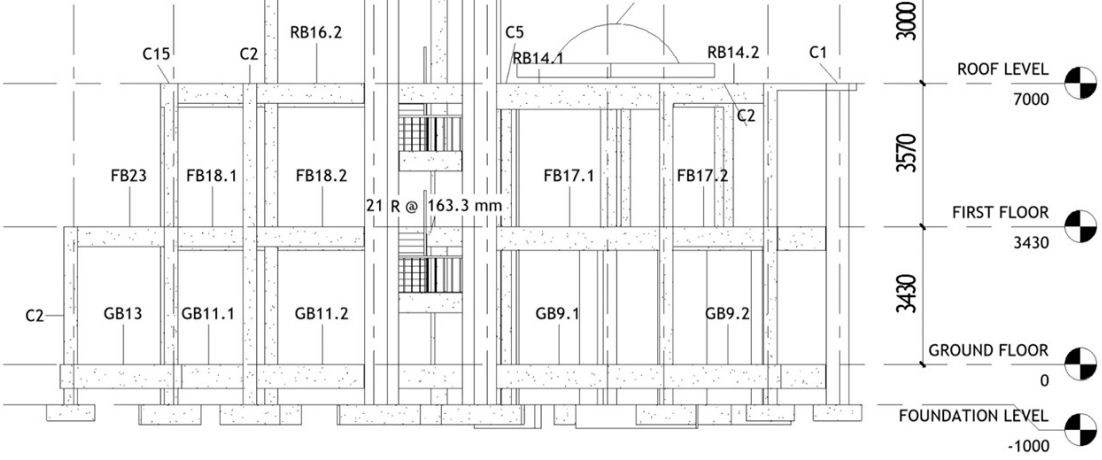
C15
C2
RB16.2
C5
RB14.1
RB14.2
C1
3000
ROOF LEVEL
7000
C2
FB23
FB18.1
FB18.2
21 R @ 163.3 mm
FB17.1
FB17.2
3570
FIRST FLOOR
3430
C2
GB13
GB11.1
GB11.2
GB9.1
GB9.2
3430
GROUND FLOOR
0
FOUNDATION LEVEL
-1000

East elevation

10,000+ Results for "civil engineer e

ELEVATION VIEWS

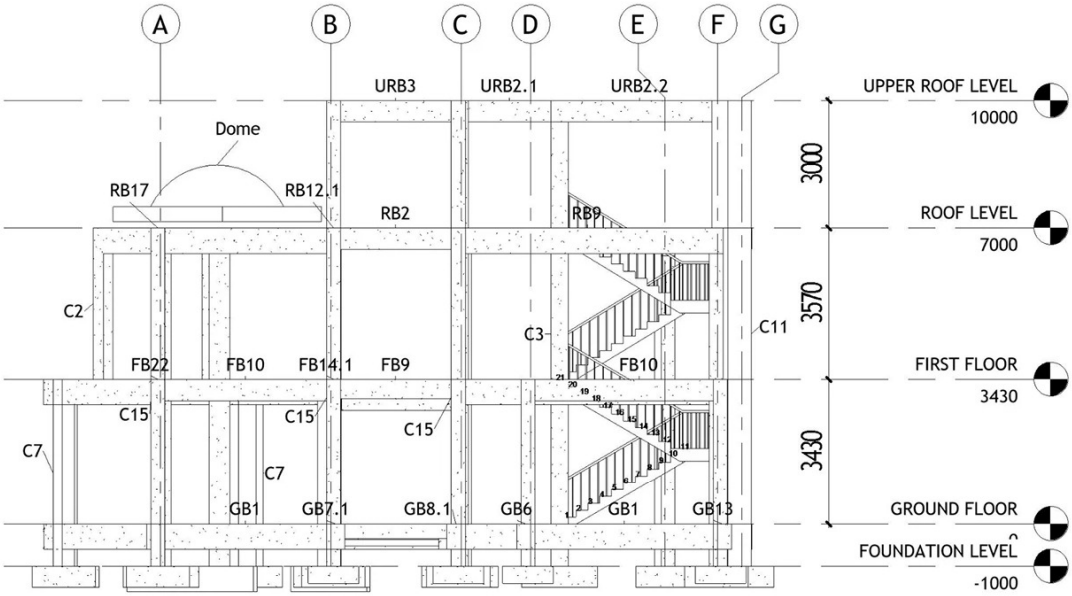
A
B
C
D
E
F
G
URB3
URB2.1
URB2.2
UPPER ROOF LEVEL
10000
Dome
3000
RB17
RB12.1
RB2
RB9
ROOF LEVEL
7000
C2
C3
C11
3570
FB22
FB10
FB14.1
FB9
FB10
FIRST FLOOR
3430
C15
C15
C15
C7
C7
3430
GB1
GB7.1
GB8.1
GB6
GB1
GB13
GROUND FLOOR
FOUNDATION LEVEL
-1000

South elevation

10,000+ Results for "civil engineer e

FRAMING SCHEDULE

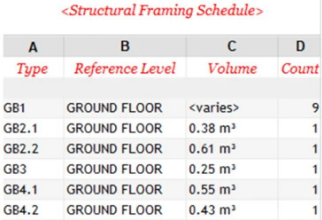
<Structural Framing Schedule>

A	B	C	D
Type	Reference Level	Volume	Count
GB1	GROUND FLOOR	<varies>	9
GB2.1	GROUND FLOOR	0.38 m³	1
GB2.2	GROUND FLOOR	0.61 m³	1
GB3	GROUND FLOOR	0.25 m³	1
GB4.1	GROUND FLOOR	0.55 m³	1
GB4.2	GROUND FLOOR	0.43 m³	1

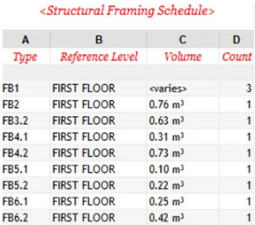
<Structural Framing Schedule>

A	B	C	D
Type	Reference Level	Volume	Count
FB1	FIRST FLOOR	<varies>	3
FB2	FIRST FLOOR	0.76 m³	1
FB3.2	FIRST FLOOR	0.63 m³	1
FB4.1	FIRST FLOOR	0.31 m³	1
FB4.2	FIRST FLOOR	0.73 m³	1
FB5.1	FIRST FLOOR	0.10 m³	1
FB5.2	FIRST FLOOR	0.22 m³	1
FB6.1	FIRST FLOOR	0.25 m³	1
FB6.2	FIRST FLOOR	0.42 m³	1

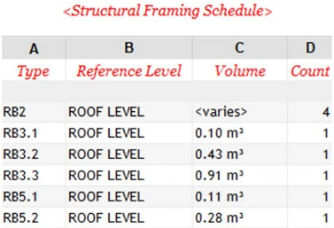
<Structural Framing Schedule>

A	B	C	D
Type	Reference Level	Volume	Count
RB2	ROOF LEVEL	<varies>	4
RB3.1	ROOF LEVEL	0.10 m³	1
RB3.2	ROOF LEVEL	0.43 m³	1
RB3.3	ROOF LEVEL	0.91 m³	1
RB5.1	ROOF LEVEL	0.11 m³	1
RB5.2	ROOF LEVEL	0.28 m³	1

10,000+ Results for "civil engineer e

GB4.3	GROUND FLOOR	0.30 m³	1
GB4.4	GROUND FLOOR	0.51 m³	1
GB5	GROUND FLOOR	1.04 m³	1
GB6	GROUND FLOOR	0.61 m³	1
GB7.1	GROUND FLOOR	0.61 m³	1
GB7.2	GROUND FLOOR	0.43 m³	1
GB7.3	GROUND FLOOR	0.20 m³	1
GB7.4	GROUND FLOOR	0.59 m³	1
GB8.1	GROUND FLOOR	<varies>	2
GB8.2	GROUND FLOOR	0.45 m³	1
GB8.3	GROUND FLOOR	0.37 m³	1
GB8.4	GROUND FLOOR	0.72 m³	1
GB8.5	GROUND FLOOR	0.66 m³	1
GB9.1	GROUND FLOOR	1.06 m³	1
GB9.2	GROUND FLOOR	0.65 m³	1
GB10	GROUND FLOOR	<varies>	2
GB11.1	GROUND FLOOR	0.32 m³	1
GB11.2	GROUND FLOOR	0.53 m³	1
GB12	GROUND FLOOR	0.44 m³	1
GB13	GROUND FLOOR	<varies>	3
GB14	GROUND FLOOR	<varies>	2
GB15	GROUND FLOOR	<varies>	2
GB16	GROUND FLOOR	0.30 m³	1

FB7.1	FIRST FLOOR	0.44 m³	1
FB7.2	FIRST FLOOR	0.31 m³	1
FB8.1	FIRST FLOOR	0.47 m³	1
FB8.2	FIRST FLOOR	0.29 m³	1
FB8.3	FIRST FLOOR	0.25 m³	1
FB8.4	FIRST FLOOR	0.42 m³	1
FB9	FIRST FLOOR	0.39 m³	1
FB10	FIRST FLOOR	<varies>	5
FB11	FIRST FLOOR	1.14 m³	1
FB12	FIRST FLOOR	2.70 m³	1
FB13.1	FIRST FLOOR	0.44 m³	1
FB14.1	FIRST FLOOR	0.36 m³	1
FB14.2	FIRST FLOOR	0.27 m³	1
FB14.3	FIRST FLOOR	0.16 m³	1
FB14.4	FIRST FLOOR	0.86 m³	1
FB15.1	FIRST FLOOR	0.36 m³	1
FB15.2	FIRST FLOOR	0.28 m³	1
FB15.3	FIRST FLOOR	0.30 m³	1
FB15.4	FIRST FLOOR	0.59 m³	1
FB15.5	FIRST FLOOR	0.38 m³	1
FB16	FIRST FLOOR	0.33 m³	1
FB17.1	FIRST FLOOR	0.83 m³	1
FB17.2	FIRST FLOOR	0.37 m³	1
FB18.1	FIRST FLOOR	0.27 m³	1
FB18.2	FIRST FLOOR	0.44 m³	1
FB19	FIRST FLOOR	2.27 m³	1
FB20	FIRST FLOOR	<varies>	3
FB22	FIRST FLOOR	1.07 m³	1
FB23	FIRST FLOOR	0.25 m³	1

RB6.1	ROOF LEVEL	0.25 m³	2
RB6.2	ROOF LEVEL	0.42 m³	2
RB7	ROOF LEVEL	<varies>	2
RB8	ROOF LEVEL	0.46 m³	1
RB9	ROOF LEVEL	1.51 m³	1
RB10	ROOF LEVEL	0.99 m³	1
RB11.1	ROOF LEVEL	0.66 m³	1
RB12.1	ROOF LEVEL	0.36 m³	1
RB12.2	ROOF LEVEL	0.27 m³	1
RB12.3	ROOF LEVEL	0.64 m³	1
RB12.5	ROOF LEVEL	0.13 m³	1
RB13.1	ROOF LEVEL	0.36 m³	1
RB13.2	ROOF LEVEL	0.37 m³	1
RB13.3	ROOF LEVEL	0.30 m³	1
RB13.4	ROOF LEVEL	0.50 m³	1
RB13.5	ROOF LEVEL	0.37 m³	1
RB14.1	ROOF LEVEL	0.90 m³	1
RB14.2	ROOF LEVEL	0.37 m³	1
RB15	ROOF LEVEL	<varies>	3
RB16.1	ROOF LEVEL	0.27 m³	1
RB16.2	ROOF LEVEL	0.44 m³	1
RB17	ROOF LEVEL	1.07 m³	1

10,000+ Results for "civil engineer e

STAIRS DETAILS

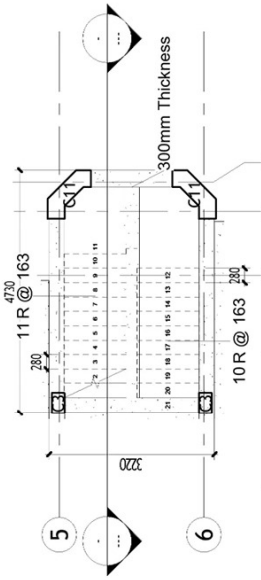
300mm Thickness
C11
C11
4730
11 R @ 163
280
10 R @ 163
280
3220
5
6

Stair Plan

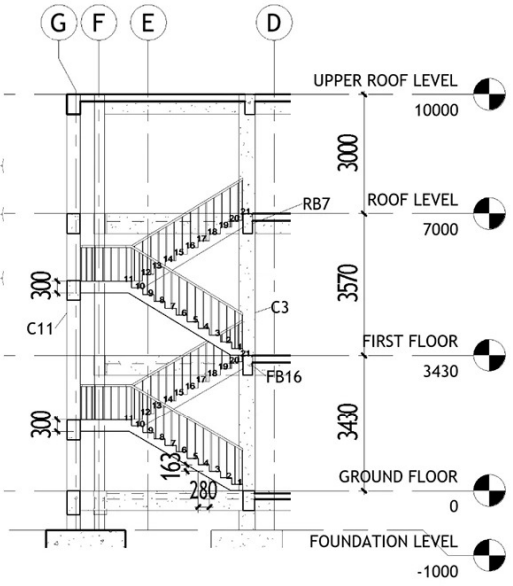
G
F
E
D
UPPER ROOF LEVEL
10000
3000
RB7
ROOF LEVEL
7000
3570
300
C11
C3
FIRST FLOOR
3430
FB16
300
3430
163
280
GROUND FLOOR
0
FOUNDATION LEVEL
-1000

Stair Elevation

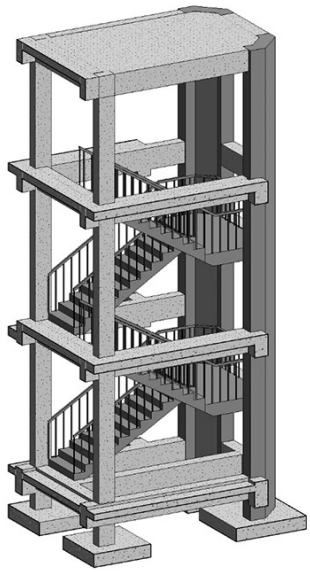

Stair 3D view

10,000+ Results for "civil engineer e

REBAR DETAILS

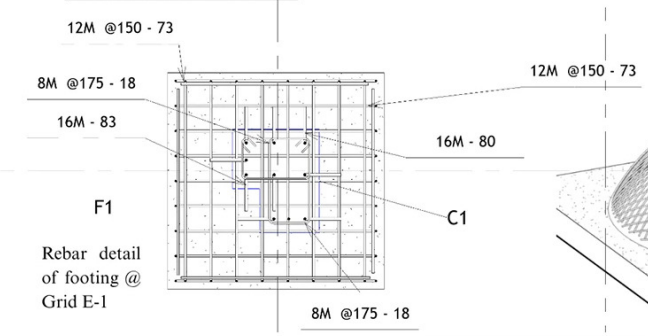
12M @150 - 73
8M @175 - 18
16M - 83
F1
12M @150 - 73
16M - 80
C1
8M @175 - 18

Rebar detail of footing @ Grid E-1

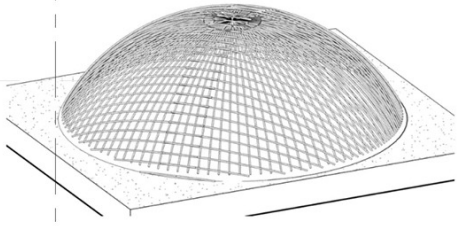

Dome Rebar 3-D view

10,000+ Results for "civil engineer e

Rebar Schedule

Family and Type	Total Bar Length	Bending Detail

Rebar Schedule

Family and Type	Total Bar Length	Bending Detail

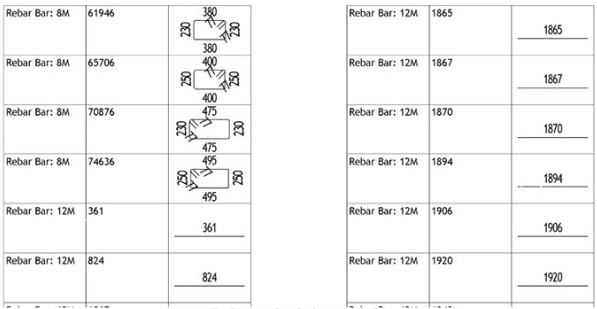

Rebar Bar: 8M	61946	380 230 230 380
Rebar Bar: 8M	65706	400 250 250 400
Rebar Bar: 8M	70876	475 230 230 475
Rebar Bar: 8M	74636	495 250 250 495
Rebar Bar: 12M	361	361
Rebar Bar: 12M	824	824

Rebar Bar: 12M	1865	1865
Rebar Bar: 12M	1867	1867
Rebar Bar: 12M	1870	1870
Rebar Bar: 12M	1894	1894
Rebar Bar: 12M	1906	1906
Rebar Bar: 12M	1920	1920

Rebar schedule partial



Rebar 3-D view

10,000+ Results for "civil engineer e

G+11 RESIDENTIAL BUILDING

Project : G+11 Residential Building
Software : Autodesk Revit
Discipline : Architectural & structural
Level of Development : LOD 300

This section presents architectural BIM models created in Autodesk Revit, demonstrating my ability to develop accurate 3D models, organise building elements, and produce coordinated project documentation in accordance with BIM workflows.



3-D View

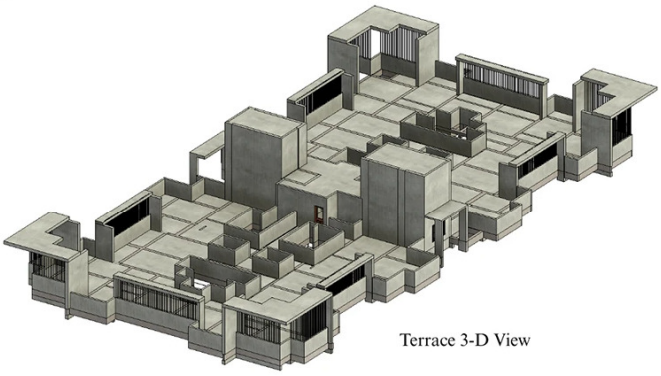

Terrace 3-D View

10,000+ Results for "civil engineer e

FOUNDATION & COLUMN LAYOUT

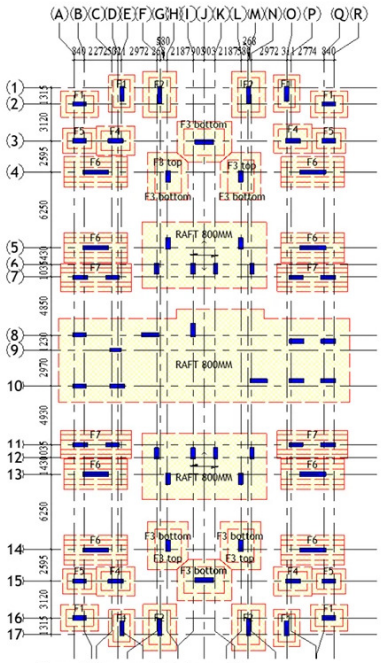
(A) (B) (C) (D) (E) (F) (G) (H) (I) (J) (K) (L) (M) (N) (O) (P) (Q) (R)
(1)
(2)
(3)
(4)
(5)
(6)
(7)
(8)
(9)
10
11
12
13
14
15
16
17
F1
F2
F3 bottom
F3 top
F4
F5
F6
F7
RAFT 800MM

Foundation and Column Plan

10,000+ Results for "civil engineer e

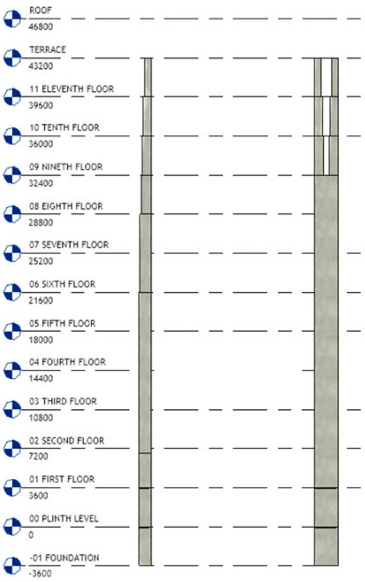
ROOF
46800
TERRACE
43200
11 ELEVENTH FLOOR
39600
10 TENTH FLOOR
36000
09 NINETH FLOOR
32400
08 EIGHTH FLOOR
28800
07 SEVENTH FLOOR
25200
06 SIXTH FLOOR
21600
05 FIFTH FLOOR
18000
04 FOURTH FLOOR
14400
03 THIRD FLOOR
10800
02 SECOND FLOOR
7200
01 FIRST FLOOR
3600
00 PLINTH LEVEL
0
-01 FOUNDATION
-3600

Columns size Variations Across Building Height

10,000+ Results for "civil engineer e

FLOOR PLANS

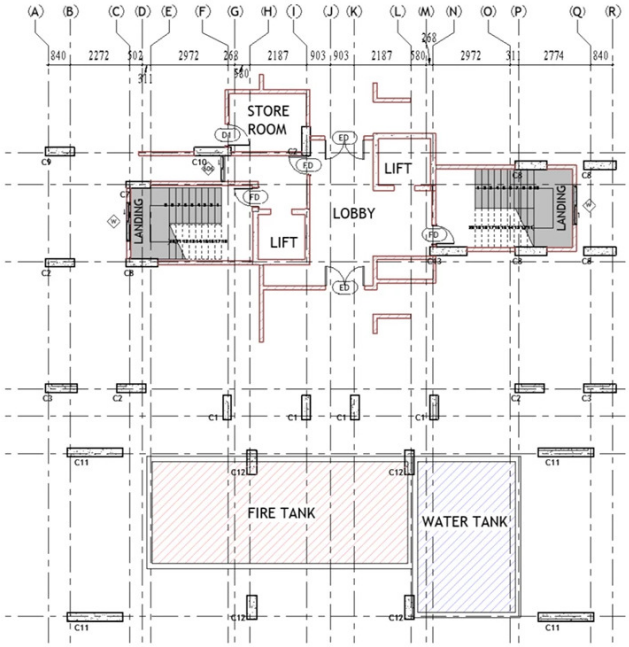
(A) (B) (C) (D) (E) (F) (G) (H) (I) (J) (K) (L) (M) (N) (O) (P) (Q) (R)
840 2272 502 2972 268 2187 903 903 2187 580 2972 311 2774 840
311
580
268
STORE ROOM
LIFT
LOBBY
LIFT
LANDING
LANDING
FD
ED
D1
C1
C2
C3
C8
C9
C10
C11
C12
FIRE TANK
WATER TANK

Ground floor plan

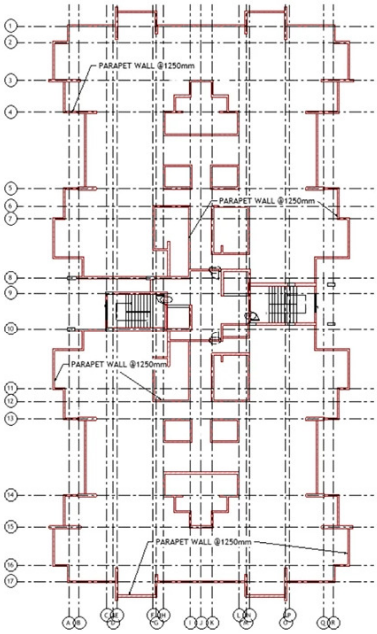
PARAPET WALL @1250mm
PARAPET WALL @1250mm
PARAPET WALL @1250mm
PARAPET WALL @1250mm

Terrace plan

10,000+ Results for "civil engineer e

TYPICAL FLOOR PLAN

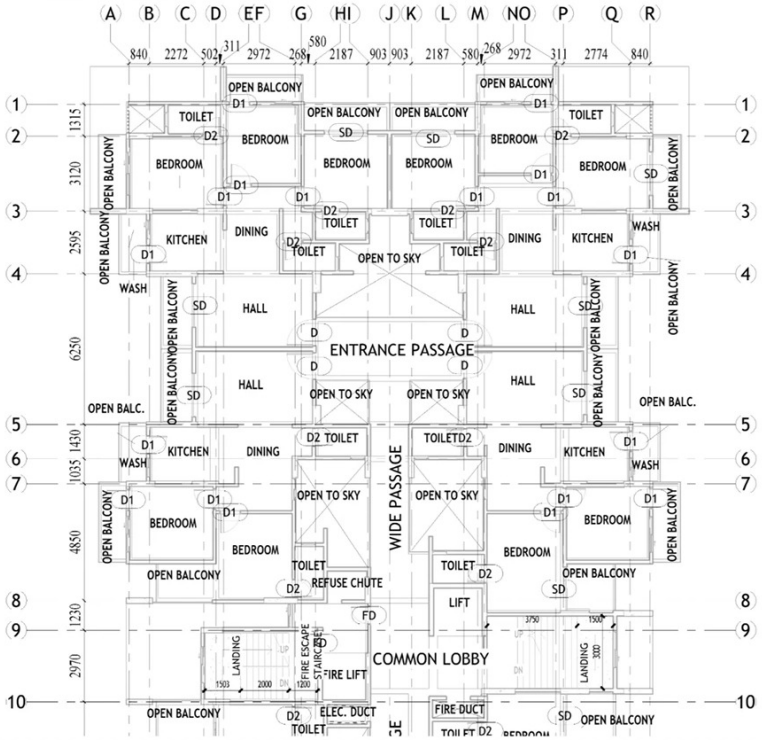
A B C D EF G HI J K L M NO P Q R
840 2272 502 311 2972 268 580 2187 903 903 2187 580 268 2972 311 2774 840
1 2 3 4 5 6 7 8 9 10
1315 3120 2595 6250 1430 1035 4850 1230 2970
OPEN BALCONY
TOILET
BEDROOM
KITCHEN
DINING
WASH
HALL
OPEN TO SKY
ENTRANCE PASSAGE
OPEN BALC.
WIDE PASSAGE
REFUSE CHUTE
LIFT
COMMON LOBBY
LANDING
FIRE ESCAPE STAIRCASE
FIRE LIFT
ELEC. DUCT
FIRE DUCT
FD
SD
D
D1
D2

10,000+ Results for "civil engineer e

TYPICAL FLOOR PLAN CONTD.

10,000+ Results for "civil engineer e

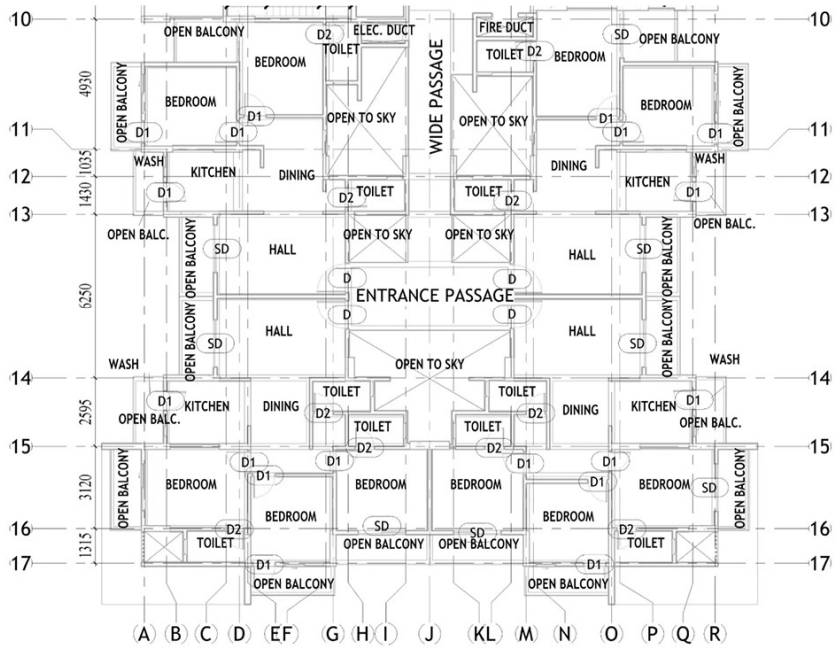
10
11
12
13
14
15
16
17
4930
1035
1430
6250
2595
3120
1315
OPEN BALCONY
BEDROOM
ELEC. DUCT
TOILET
FIRE DUCT
WIDE PASSAGE
OPEN TO SKY
WASH
KITCHEN
DINING
TOILET
OPEN BALC.
HALL
ENTRANCE PASSAGE
SD
D
D1
D2
A
B
C
D
EF
G
H
I
J
KL
M
N
O
P
Q
R

10,000+ Results for "civil engineer e

MODEL ELEVATIONS


17
16
15
14
13
12
11
10
9
8
7
6
5
4
3
2
1
1315
3120
2595
6250
1430
1035
4930
2970
1230
4850
6250
2595
3120
1315

East elevation

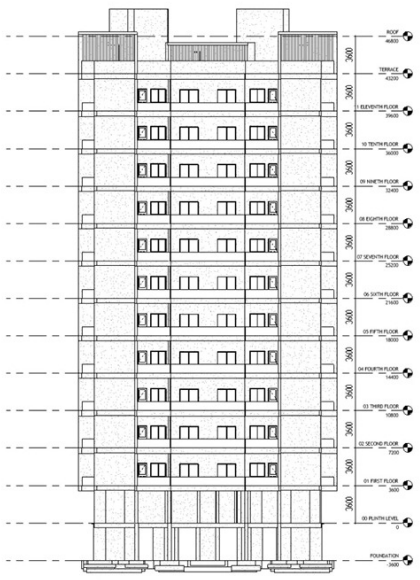
ROOF 46800
TERRACE 43200
11 ELEVENTH FLOOR 39600
10 TENTH FLOOR 36000
09 NINTH FLOOR 32400
08 EIGHTH FLOOR 28800
07 SEVENTH FLOOR 25200
06 SIXTH FLOOR 21600
05 FIFTH FLOOR 18000
04 FOURTH FLOOR 14400
03 THIRD FLOOR 10800
02 SECOND FLOOR 7200
01 FIRST FLOOR 3600
00 PLINTH LEVEL 0
FOUNDATION -3600
3600

North elevation

10,000+ Results for "civil engineer e

MODEL ELEVATIONS

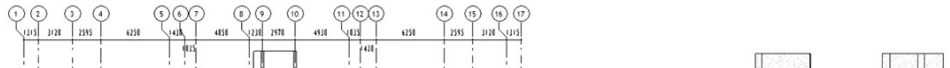
1
2
3
4
5
6
7
8
9
10
11
12
13
14
15
16
17
1315
3120
2595
6250
1430
4850
1230
2970
4930
1035
6250
2595
3120
1315

10,000+ Results for "civil engineer e

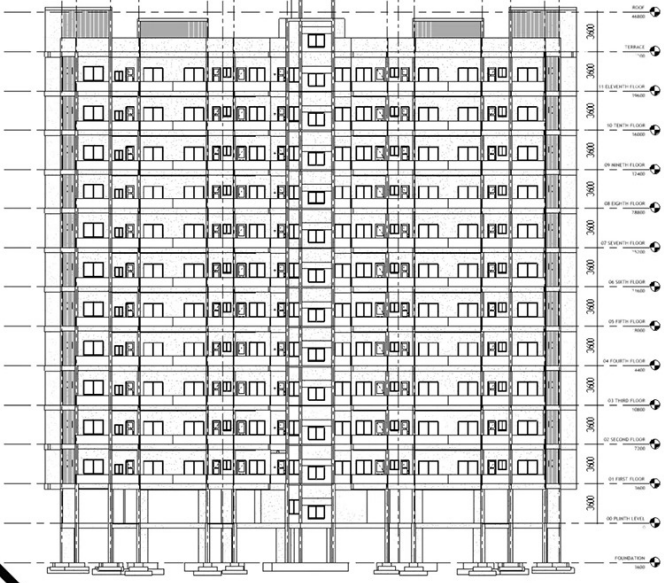

West elevation

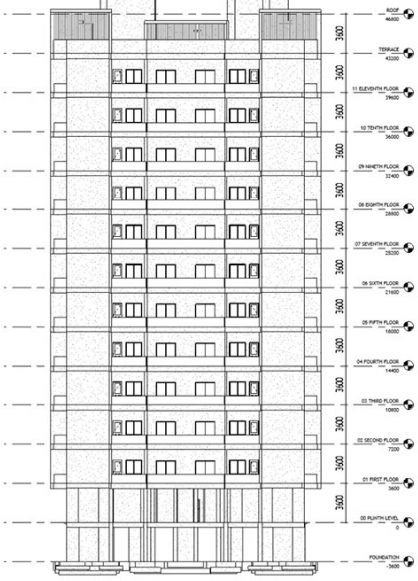

South elevation

10,000+ Results for "civil engineer e

CONCEPTUAL PLUMBING & ELECTRICAL(LIGHTING)

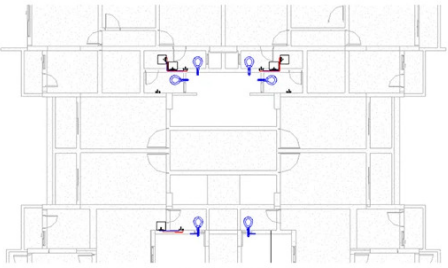

Partal Plumbing Plan

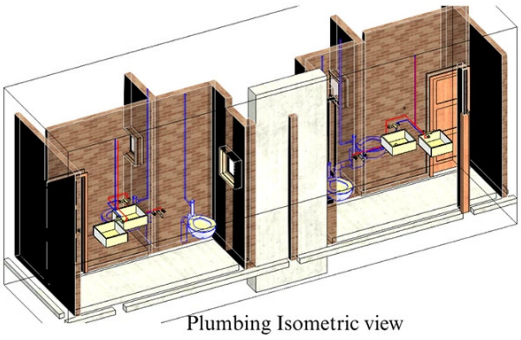

Plumbing Isometric view

10,000+ Results for "civil engineer e

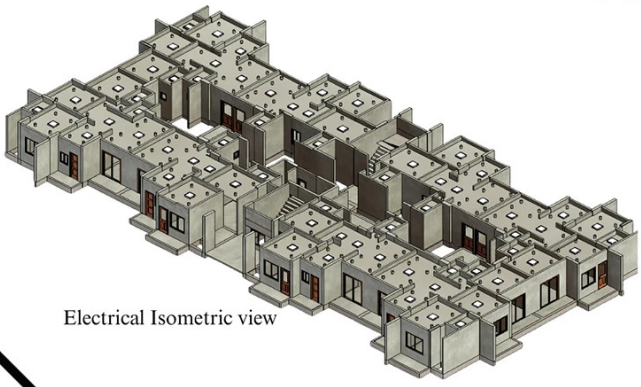

Electrical Isometric view

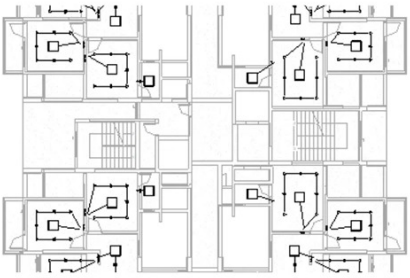

Partal Lighting Plan

CONCEPTUAL MECHANICALMODELLING

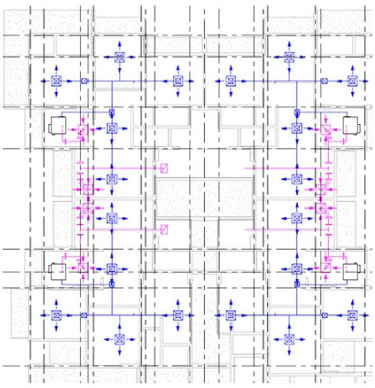

Partal Mechanical Plan

10,000+ Results for "civil engineer e

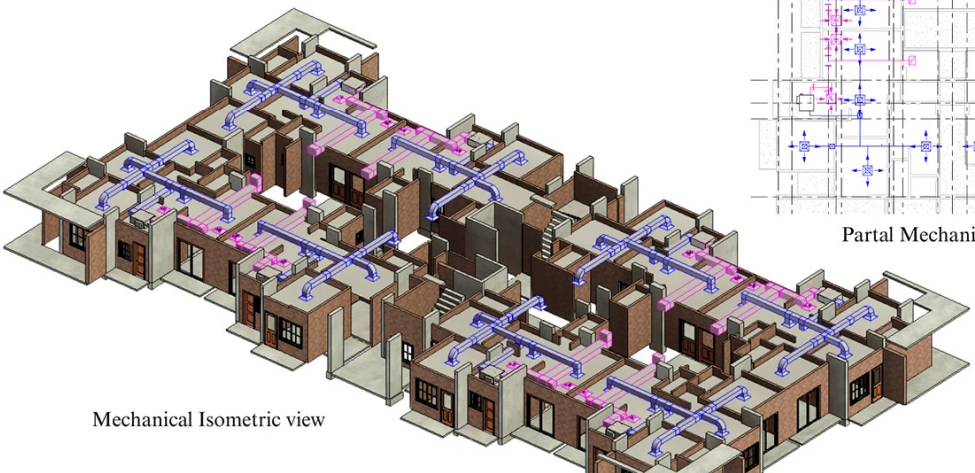

Mechanical Isometric view

10,000+ Results for "civil engineer e

SCHEDULES FROM THE PROJECT

Schedule extracted from the Revit architectural Model for the First floor

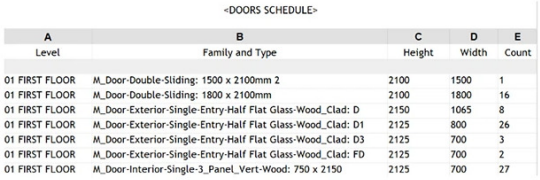

<DOORS SCHEDULE>

A	B	C	D	E
Level	Family and Type	Height	Width	Count
01 FIRST FLOOR	M_Door-Double-Sliding: 1500 x 2100mm 2	2100	1500	1
01 FIRST FLOOR	M_Door-Double-Sliding: 1800 x 2100mm	2100	1800	16
01 FIRST FLOOR	M_Door-Exterior-Single-Entry-Half Flat Glass-Wood_Clad: D	2150	1065	8
01 FIRST FLOOR	M_Door-Exterior-Single-Entry-Half Flat Glass-Wood_Clad: D1	2125	800	26
01 FIRST FLOOR	M_Door-Exterior-Single-Entry-Half Flat Glass-Wood_Clad: D3	2125	700	3
01 FIRST FLOOR	M_Door-Exterior-Single-Entry-Half Flat Glass-Wood_Clad: FD	2125	700	2
01 FIRST FLOOR	M_Door-Interior-Single-3_Panel_Vert-Wood: 750 x 2150	2125	700	27

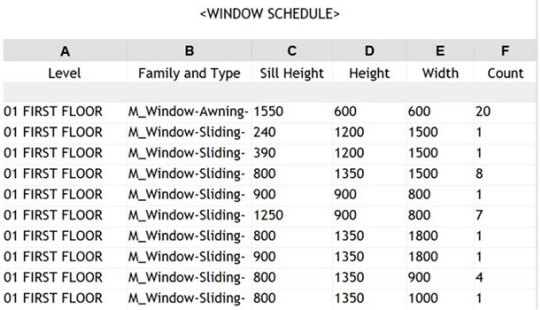

<WINDOW SCHEDULE>

A	B	C	D	E	F
Level	Family and Type	Sill Height	Height	Width	Count
01 FIRST FLOOR	M_Window-Awning-	1550	600	600	20
01 FIRST FLOOR	M_Window-Sliding-	240	1200	1500	1
01 FIRST FLOOR	M_Window-Sliding-	390	1200	1500	1
01 FIRST FLOOR	M_Window-Sliding-	800	1350	1500	8
01 FIRST FLOOR	M_Window-Sliding-	900	900	800	1
01 FIRST FLOOR	M_Window-Sliding-	1250	900	800	7
01 FIRST FLOOR	M_Window-Sliding-	800	1350	1800	1
01 FIRST FLOOR	M_Window-Sliding-	900	1350	1800	1
01 FIRST FLOOR	M_Window-Sliding-	800	1350	900	4
01 FIRST FLOOR	M_Window-Sliding-	800	1350	1000	1

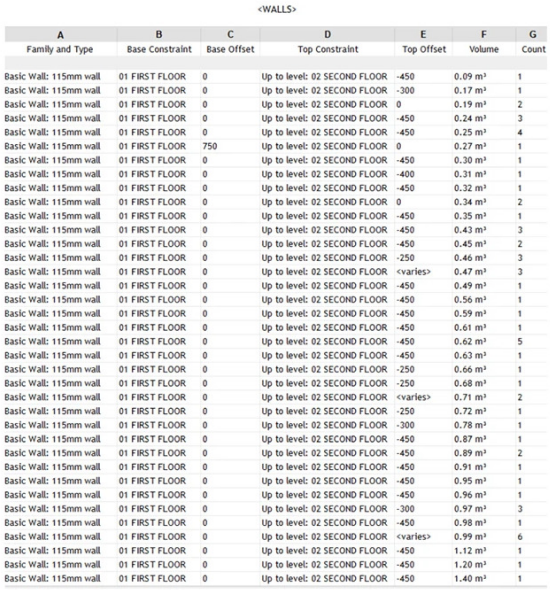

<WALLS>

A	B	C	D	E	F	G
Family and Type	Base Constraint	Base Offset	Top Constraint	Top Offset	Volume	Count
Basic Wall: 115mm wall	01 FIRST FLOOR	0	Up to level: 02 SECOND FLOOR	-450	0.09 m³	1
Basic Wall: 115mm wall	01 FIRST FLOOR	0	Up to level: 02 SECOND FLOOR	-300	0.17 m³	1
Basic Wall: 115mm wall	01 FIRST FLOOR	0	Up to level: 02 SECOND FLOOR	0	0.19 m³	2
Basic Wall: 115mm wall	01 FIRST FLOOR	0	Up to level: 02 SECOND FLOOR	-450	0.24 m³	3
Basic Wall: 115mm wall	01 FIRST FLOOR	0	Up to level: 02 SECOND FLOOR	-450	0.25 m³	4
Basic Wall: 115mm wall	01 FIRST FLOOR	750	Up to level: 02 SECOND FLOOR	0	0.27 m³	1
Basic Wall: 115mm wall	01 FIRST FLOOR	0	Up to level: 02 SECOND FLOOR	-450	0.30 m³	1
Basic Wall: 115mm wall	01 FIRST FLOOR	0	Up to level: 02 SECOND FLOOR	-400	0.31 m³	1
Basic Wall: 115mm wall	01 FIRST FLOOR	0	Up to level: 02 SECOND FLOOR	-450	0.32 m³	1
Basic Wall: 115mm wall	01 FIRST FLOOR	0	Up to level: 02 SECOND FLOOR	0	0.34 m³	2
Basic Wall: 115mm wall	01 FIRST FLOOR	0	Up to level: 02 SECOND FLOOR	-450	0.35 m³	1
Basic Wall: 115mm wall	01 FIRST FLOOR	0	Up to level: 02 SECOND FLOOR	-450	0.43 m³	3
Basic Wall: 115mm wall	01 FIRST FLOOR	0	Up to level: 02 SECOND FLOOR	-450	0.45 m³	2
Basic Wall: 115mm wall	01 FIRST FLOOR	0	Up to level: 02 SECOND FLOOR	-250	0.46 m³	3
Basic Wall: 115mm wall	01 FIRST FLOOR	0	Up to level: 02 SECOND FLOOR	<varies>	0.47 m³	3
Basic Wall: 115mm wall	01 FIRST FLOOR	0	Up to level: 02 SECOND FLOOR	-450	0.49 m³	1
Basic Wall: 115mm wall	01 FIRST FLOOR	0	Up to level: 02 SECOND FLOOR	-450	0.56 m³	1
Basic Wall: 115mm wall	01 FIRST FLOOR	0	Up to level: 02 SECOND FLOOR	-450	0.59 m³	1
Basic Wall: 115mm wall	01 FIRST FLOOR	0	Up to level: 02 SECOND FLOOR	-450	0.61 m³	1
Basic Wall: 115mm wall	01 FIRST FLOOR	0	Up to level: 02 SECOND FLOOR	-450	0.62 m³	5
Basic Wall: 115mm wall	01 FIRST FLOOR	0	Up to level: 02 SECOND FLOOR	-450	0.63 m³	1
Basic Wall: 115mm wall	01 FIRST FLOOR	0	Up to level: 02 SECOND FLOOR	-250	0.66 m³	1
Basic Wall: 115mm wall	01 FIRST FLOOR	0	Up to level: 02 SECOND FLOOR	-250	0.68 m³	1
Basic Wall: 115mm wall	01 FIRST FLOOR	0	Up to level: 02 SECOND FLOOR	<varies>	0.71 m³	2
Basic Wall: 115mm wall	01 FIRST FLOOR	0	Up to level: 02 SECOND FLOOR	-250	0.72 m³	1
Basic Wall: 115mm wall	01 FIRST FLOOR	0	Up to level: 02 SECOND FLOOR	-300	0.78 m³	1
Basic Wall: 115mm wall	01 FIRST FLOOR	0	Up to level: 02 SECOND FLOOR	-450	0.87 m³	1
Basic Wall: 115mm wall	01 FIRST FLOOR	0	Up to level: 02 SECOND FLOOR	-450	0.89 m³	2
Basic Wall: 115mm wall	01 FIRST FLOOR	0	Up to level: 02 SECOND FLOOR	-450	0.91 m³	1
Basic Wall: 115mm wall	01 FIRST FLOOR	0	Up to level: 02 SECOND FLOOR	-450	0.95 m³	1
Basic Wall: 115mm wall	01 FIRST FLOOR	0	Up to level: 02 SECOND FLOOR	-450	0.96 m³	1
Basic Wall: 115mm wall	01 FIRST FLOOR	0	Up to level: 02 SECOND FLOOR	-300	0.97 m³	3
Basic Wall: 115mm wall	01 FIRST FLOOR	0	Up to level: 02 SECOND FLOOR	-450	0.98 m³	1
Basic Wall: 115mm wall	01 FIRST FLOOR	0	Up to level: 02 SECOND FLOOR	<varies>	0.99 m³	6
Basic Wall: 115mm wall	01 FIRST FLOOR	0	Up to level: 02 SECOND FLOOR	-450	1.12 m³	1
Basic Wall: 115mm wall	01 FIRST FLOOR	0	Up to level: 02 SECOND FLOOR	-450	1.20 m³	1
Basic Wall: 115mm wall	01 FIRST FLOOR	0	Up to level: 02 SECOND FLOOR	-450	1.40 m³	1

10,000+ Results for "civil engineer e

G+2 HOSPITAL BUILDING

Project : G+2 Hospital Building
Software : Autodesk Revit
Discipline : Architectural & structural
Level of Development : LOD 300

Developed a BIM model of a G+2 Hospital Building using Autodesk Revit by creating and coordinating architectural and structural components. The project involved preparing detailed 3D models, documentation, and construction drawings while following BIM workflows and maintaining model accuracy.

10,000+ Results for "civil engineer e

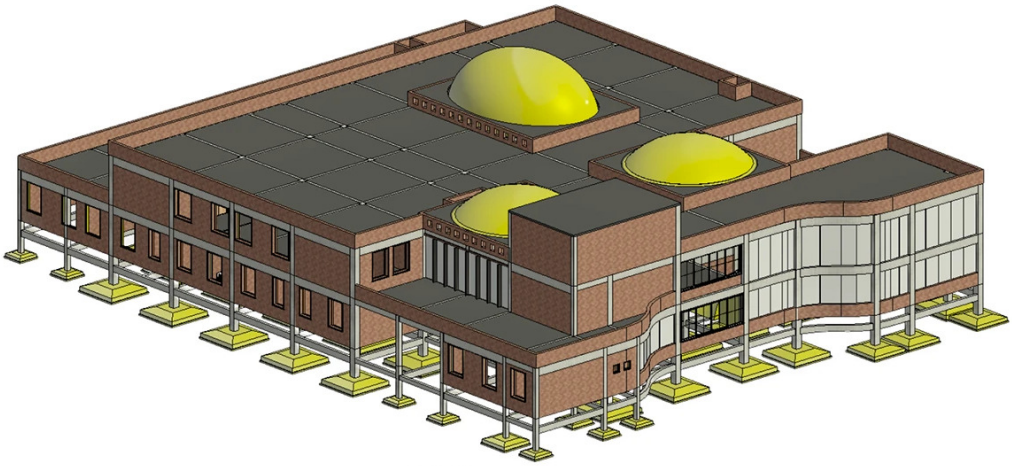

3-D View

FOUNDATION PLAN

10,000+ Results for "civil engineer e


1
2
3
4
5
6
7
8
9
9150
4575
6100
6100
6100
6100
4575
9150
6100
3050
1500
3000
3200
1800
2750
3700
3050
H
G
F
E
D
C
B
A
6100
3050
3050
6100
6100
3050
6100
6100
F1 F1 F5 F6 F6 F6 F6 F3 F6 F6 F4
F1 F2 F4 F4 F4 F4 F5 F5 F4
F4 F4 F4 F4 F4 F3 F4 F4
F1 F2 F6
F6 F6
F1 F2 F6 F6 F6 F6 F6 F6 F7 F6
F1 F2 F4 F4 F4 F4 F4 F4 F5 F6
F1 F2 F4 F4 F4 F4 F4
F6 F6 F1
F1 F2 F7 F7 F7 F7 F7 F3 F3 (2) F2 F1
F1 F1 F6 F6 F6 F6 F6 F1 F1 F3 F1

Foundation layout

10,000+ Results for "civil engineer e

COLUMN PLAN

10,000+ Results for "civil engineer e

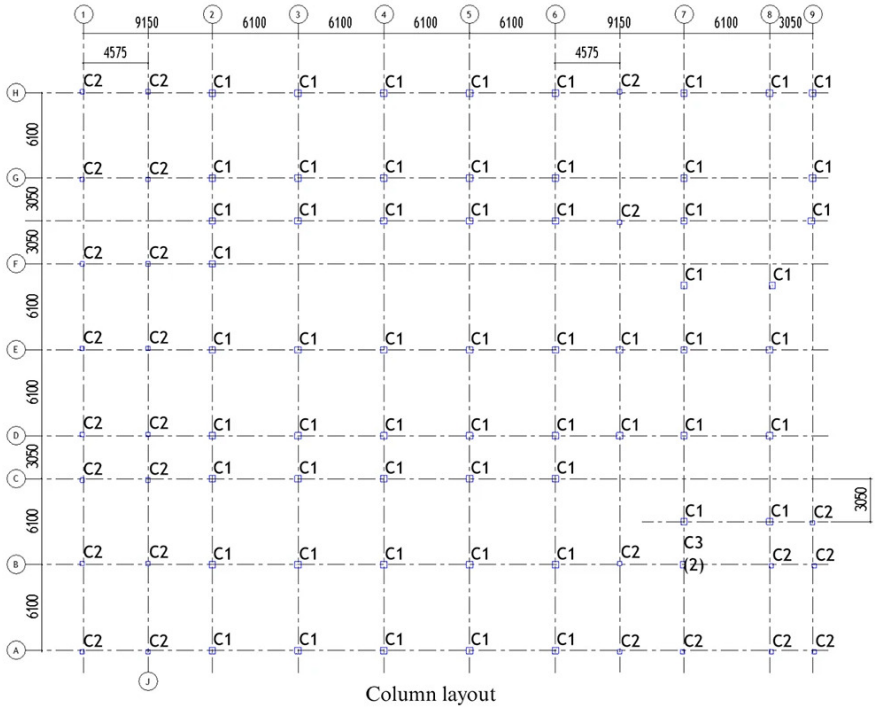
1
2
3
4
5
6
7
8
9
9150
4575
6100
6100
6100
6100
9150
4575
6100
3050
H
G
F
E
D
C
B
A
J
6100
3050
3050
6100
6100
3050
6100
6100
3050
C2 C2 C1 C1 C1 C1 C1 C2 C1 C1 C1
C2 C2 C1 C1 C1 C1 C1 C1 C1
C1 C1 C1 C1 C1 C2 C1 C1
C2 C2 C1
C1 C1
C2 C2 C1 C1 C1 C1 C1 C1 C1 C1
C2 C2 C1 C1 C1 C1 C1 C1 C1 C1
C2 C2 C1 C1 C1 C1 C1
C1 C1 C2
C2 C2 C1 C1 C1 C1 C1 C2 C3 (2) C2 C2
C2 C2 C1 C1 C1 C1 C1 C2 C2 C2 C2

Column layout

FRAMING PLAN


1
2
3
4
5
6
7
8
9
9150
6100
6100
6100
6100
9150
6100
3050
4575
4575
4575
4575
H
G
F
E
D
C
B
A
6100
6100
3050
3050
6100
6100
3050
6100
6100
230x300 mm
230x450 mm
230x600 mm

Plinth Beam Layout

10,000+ Results for "civil engineer e

SCHEDULES

<FOUNDATION SCHEDULE>

A	B	C	D	E	F
Foundation Mark	Length	Width	Foundation Thickness	Volume	Count
F1	1500.00	1500.00	200.00	0.87 m³	15
F2	1800.00	1800.00	250.00	1.39 m³	7
F3	2250.00	2250.00	250.00	2.33 m³	4
F3	2250.00	2250.00	250.00	2.35 m³	1
F4	2750.00	2750.00	250.00	3.62 m³	24
F5	3000.00	3000.00	300.00	4.74 m³	4
F6	3200.00	3200.00	300.00	5.72 m³	2
F6	3200.00	3200.00	300.00	5.74 m³	22

<COLUMN SCHEDULE>

A	B	C	D
Column Mark	Type Mark	Volume	Count
C1	450 x 450 mm	0.41 m³	6
C1	450 x 450 mm	0.42 m³	24
C1	450 x 450 mm	0.43 m³	4
C1	450 x 450 mm	0.44 m³	24
C1	450 x 450 mm	0.72 m³	58
C1	450 x 450 mm	0.73 m³	58
C2	300 x 300 mm	0.20 m³	11
C2	300 x 300 mm	0.21 m³	15
C2	300 x 300 mm	0.32 m³	29
C3	300 x 500 mm	0.33 m³	1
C3	300 x 500 mm	0.53 m³	1
C3	300 x 500 mm	0.54 m³	1

<BEAM SCHEDULE>

A	B	C	D
Reference Level	Mark	Volume	Count
FIRST FLOOR LEVEL	230x400 mm	0.25 m³	3
FIRST FLOOR LEVEL	230x400 mm	0.26 m³	1
FIRST FLOOR LEVEL	230x400 mm	0.38 m³	2
FIRST FLOOR LEVEL	230x400 mm	0.39 m³	9
FIRST FLOOR LEVEL	230x400 mm	0.40 m³	7
FIRST FLOOR LEVEL	230x600 mm	0.31 m³	2
FIRST FLOOR LEVEL	230x600 mm	0.33 m³	1
FIRST FLOOR LEVEL	230x600 mm	0.36 m³	14
FIRST FLOOR LEVEL	230x600 mm	0.38 m³	2
FIRST FLOOR LEVEL	230x600 mm	0.41 m³	2
FIRST FLOOR LEVEL	230x600 mm	0.57 m³	7
FIRST FLOOR LEVEL	230x600 mm	0.58 m³	5
FIRST FLOOR LEVEL	230x600 mm	0.60 m³	1
FIRST FLOOR LEVEL	230x600 mm	0.68 m³	1
FIRST FLOOR LEVEL	230x600 mm	0.77 m³	2
FIRST FLOOR LEVEL	230x600 mm	0.78 m³	63
FIRST FLOOR LEVEL	230x600 mm	0.79 m³	5
FIRST FLOOR LEVEL	230x600 mm	0.80 m³	6
FIRST FLOOR LEVEL	230x600 mm	0.81 m³	1
FIRST FLOOR LEVEL	230x600 mm	0.83 m³	7
FIRST FLOOR LEVEL	230x600 mm	0.92 m³	1
FIRST FLOOR LEVEL	230x600 mm	1.20 m³	3
FIRST FLOOR LEVEL	230x700 mm	0.73 m³	1
FIRST FLOOR LEVEL	230x700 mm	0.77 m³	1
FIRST FLOOR LEVEL	230x700 mm	1.04 m³	1

GROUND FLOOR PLAN

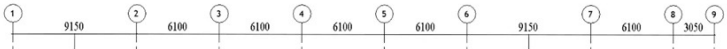
1
2
3
4
5
6
7
8
9
9150
6100
6100
6100
6100
9150
6100
3050

10,000+ Results for "civil engineer

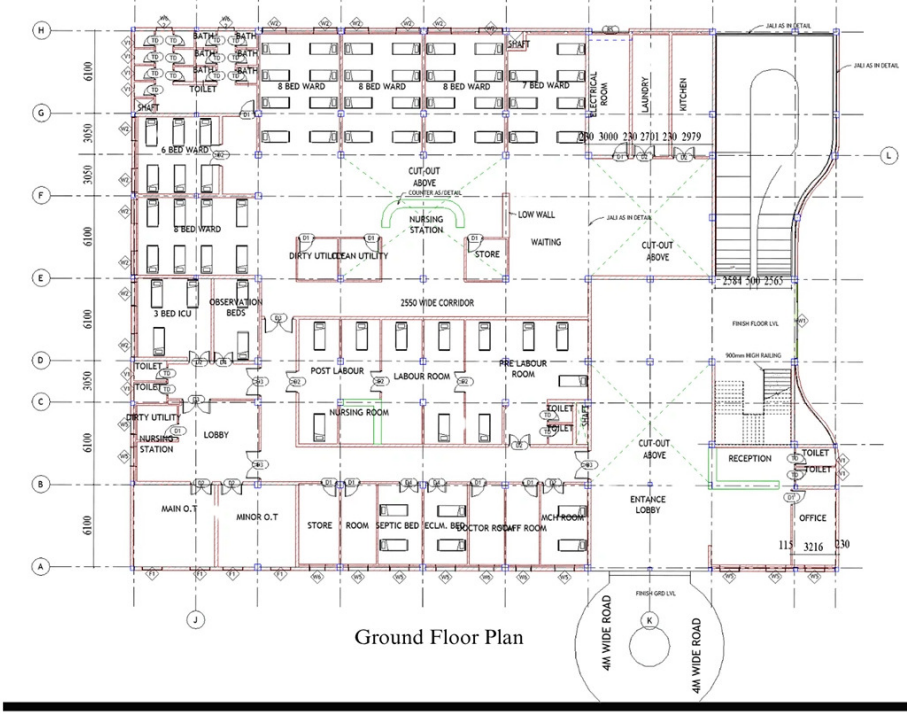

8 BED WARD
8 BED WARD
8 BED WARD
7 BED WARD
6 BED WARD
8 BED WARD
3 BED ICU
OBSERVATION BEDS
ELECTRICAL ROOM
LAUNDRY
KITCHEN
BATH
TOILET
SHAFT
CUT-OUT ABOVE
NURSING STATION
LOW WALL
WAITING
DIRTY UTILITY
CLEAN UTILITY
STORE
2550 WIDE CORRIDOR
POST LABOUR
LABOUR ROOM
PRE LABOUR ROOM
NURSING ROOM
DIRTY UTILITY
NURSING STATION
LOBBY
RECEPTION
MAIN O.T
MINOR O.T
STORE
ROOM
SEPTIC BED
ECLM. BED
DOCTOR ROOM
STAFF ROOM
MCH ROOM
ENTANCE LOBBY
OFFICE
4M WIDE ROAD
4M WIDE ROAD

Ground Floor Plan

10,000+ Results for "civil engineer

FIRST FLOOR PLAN

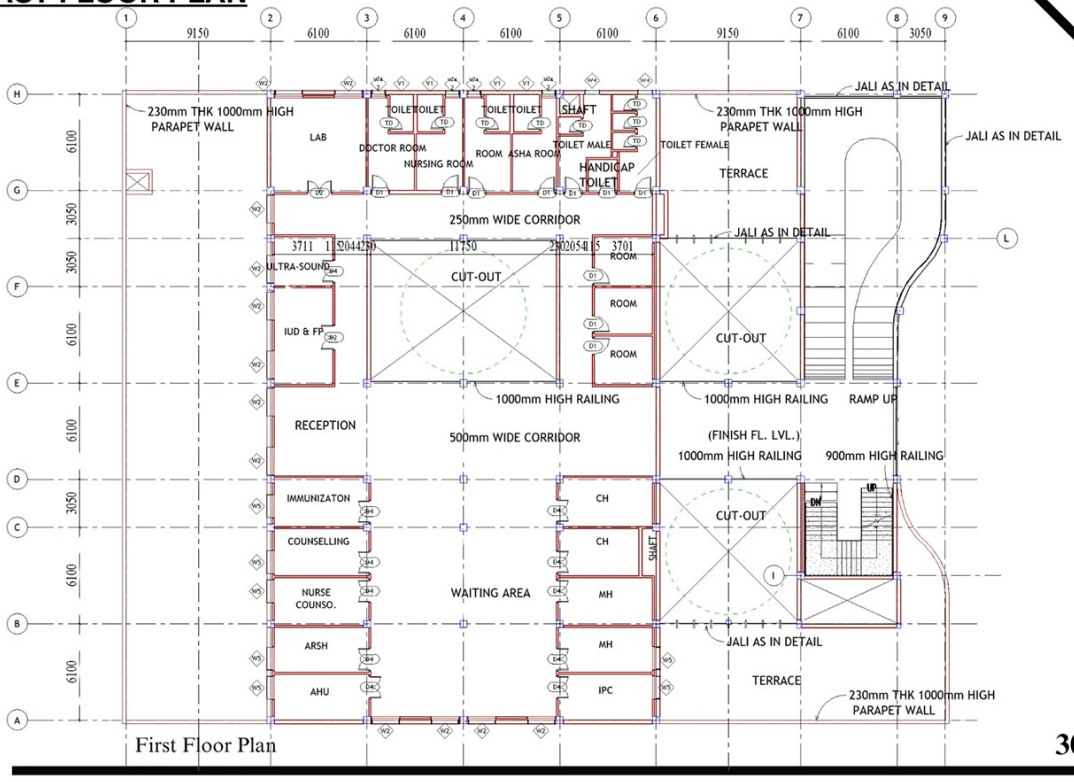

230mm THK 1000mm HIGH PARAPET WALL
LAB
TOILET
DOCTOR ROOM
NURSING ROOM
ROOM
ASHA ROOM
SHAFT
TOILET MALE
HANDICAP TOILET
TOILET FEMALE
TERRACE
JALI AS IN DETAIL
250mm WIDE CORRIDOR
ULTRA-SOUND
CUT-OUT
ROOM
IUD & FP
1000mm HIGH RAILING
RAMP UP
RECEPTION
500mm WIDE CORRIDOR
(FINISH FL. LVL.)
900mm HIGH RAILING
IMMUNIZATON
COUNSELLING
NURSE COUNSO.
ARSH
AHU
WAITING AREA
CH
MH
IPC
TERRACE

First Floor Plan

10,000+ Results for "civil engineer

TERRACE FLOOR PLAN

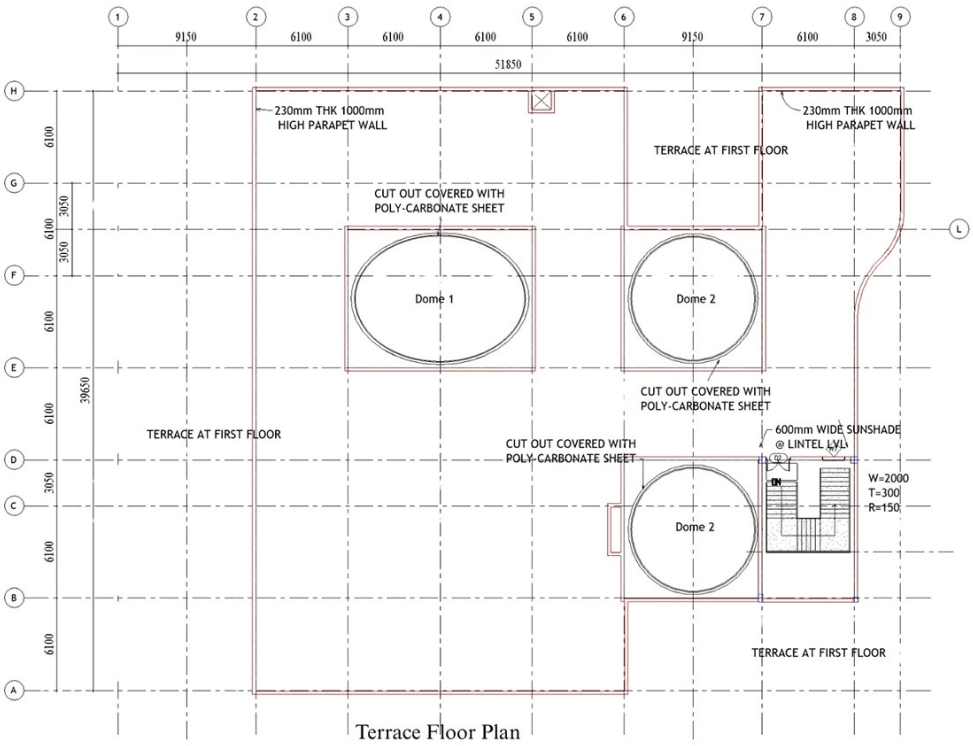

51850
39650
230mm THK 1000mm HIGH PARAPET WALL
TERRACE AT FIRST FLOOR
CUT OUT COVERED WITH POLY-CARBONATE SHEET
Dome 1
Dome 2
600mm WIDE SUNSHADE @ LINTEL LVL
W=2000
T=300
R=150
Dome 2
TERRACE AT FIRST FLOOR

Terrace Floor Plan

10,000+ Results for "civil engineer

MODEL ELEVATIONS